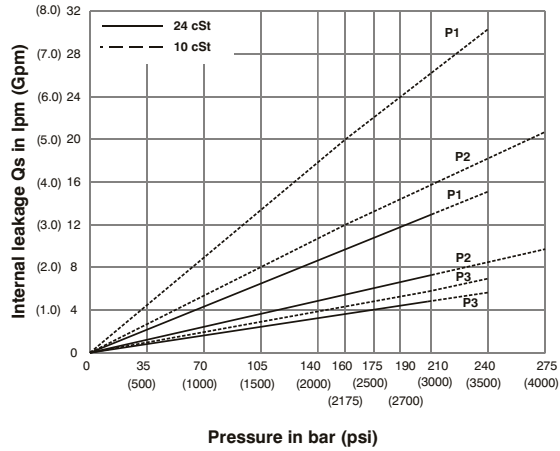


INTERNAL LEAKAGE (TYPICAL)

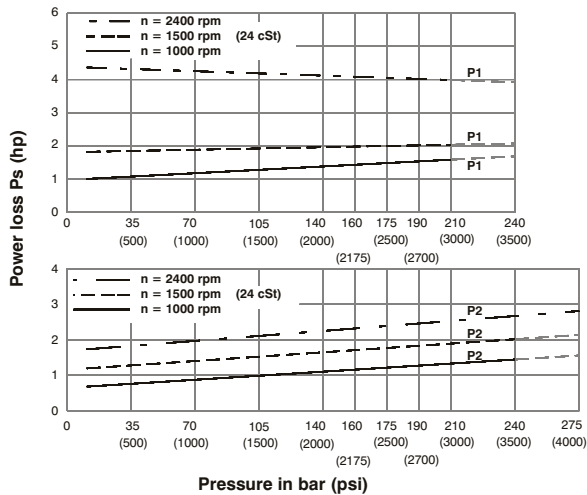


Don not operate pump more than 5 seconds at any speed or viscosity if internal leakage is more than 50% of theoretical flow.

Total leakage is the sum of each section loss at its operating conditions.

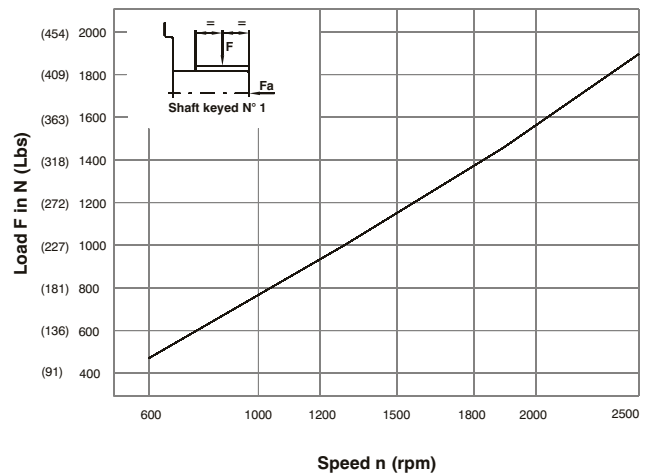
VP
TP

HYDROMECAHNICAL POWER LOSS (TYPICAL)



Total hydromechanical power loss is the sum of each section at its operating conditions.

PERMISSIBLE RADIAL LOAD



Maximum permissible axial load $F_a = 1200$ N (270 Lbs)

HIGH PERFORMANCE VANE PUMP VT6DCB



VP
|
TP

